

TTL-232-33P
RS-232 To 3.3V TTL Converter - DB9

Datasheet Revision 2.3



GENERAL FEATURES:

- Plug-and-Play (hot-pluggable)
- Port powered - no external power needed
- Data direction auto-turnaround - no flow control necessary
- Built-in surge and static protection
- 5 year manufacturer's warranty
- RoHS, CE, and FCC certified

DESCRIPTION:

The SerialComm TTL-232-33P is a bi-directional port powered RS-232C to 3.3V TTL converter which converts a full-duplex RS-232 port to a 3.3V TTL signal. A built-in data direction auto-turnaround feature automatically enables the TTL driver when data is present from the RS-232C port, eliminating the need for software drivers, and making the device fully plug-and-play. The TTL-232-33P has a db-9 female connector on the RS-232 serial port, and db-9 male connector on the TTL port. A separate terminal block is included with the product. The terminal blocks plugs into the TTL port, providing screw-lug wire terminations for the port. The unit is enclosed in a rugged ABS housing, and is powered from the RS-232 data lines; no external power is required.

CERTIFICATIONS:



TTL VOLTAGE LEVELS:

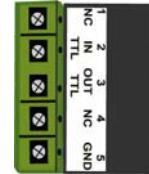
TTL INPUT	TTL OUTPUT
HIGH (> 2.0V)	HIGH (3.3V)
LOW (< 0.8V)	LOW (0.0V)

PINOUT CONFIGURATION:
RS-232 SIDE – DB9 FEMALE

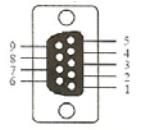
SIGNAL	DCD	DTR	DSR	RTS	CTS	T X	R X	GND
PIN #	1	4	6	7	8	2	3	5
FUNCT.	TIED			TIED		T X	R X	GND

TTL SIDE – DB9 MALE OR TERMINAL BLOCK

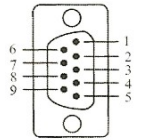
SIGNAL	NC	TTL I N	TTL O U T	NC	GND
PIN #	1	2	3	4	5
FUNCTION	NC	TTL I N	TTL O U T	NC	GND



FEM. DB9



MALE DB9



SPECIFICATIONS:

COMMUNICATION	
STANDARDS:	EIA/TIA RS-232C Standard
BAUD RATES:	From 300 bps to 115,200 bps
CONNECTOR TYPES:	RS-232 Side: DB9 Female and TTL Side: either DB9 Male or 5 Way Terminal Block
DISTANCE:	RS-232 Side: 16 ft (5m) and TTL Side: up to 10 ft (3m)
ELECTRICAL	
POWER SOURCE:	Port Powered From RS-232 Data Lines
CURRENT CONSUMPTION:	Less Than 10 mA
STATIC PROTECTION:	15KV Electric Static Discharge (ESD) Protection
SURGE PROTECTION:	600W/Sec Surge Protection
MECHANICAL	
HOUSING:	Rugged ABS
WEIGHT:	With Terminal Block: 1.2oz (36 grams) Without Terminal Block: 0.8oz (24 grams)
DIMENSIONS:	With Terminal Block: 3.16" X 1.32" X 0.73" (80.3 mm X 33.4 mm X 18.6 mm) Without Terminal Block: 2.47" X 1.33" X 0.70" (62.8 mm X 33.8 mm X 17.8 mm)
ENVIRONMENTAL	
OPERATING TEMP:	-4° F to 140° F (-20°C to 60° C)
STORAGE TEMP:	-40° F to 185° F (-40°C to 85° C)
OPERATING HUMIDITY:	5% To 95% - No Condensation
QUALITY	
PRODUCT SAFETY:	CE, FCC and RoHS Conformance Certified
QUALITY MANAGEMENT:	Manufactured and Distributed to ISO 9001:2008
RELIABILITY:	Low Failure Rate – 99+% Reliability Since Inception
WARRANTY:	5 Year Replacement Warranty

TROUBLESHOOTING INSTRUCTIONS:

Using one TTL-232-33P unit:

1. Check that all connections comply with the connection diagrams.
2. Perform a loop back test on one unit:
 - a) Connect the TTL IN to TTL OUT on the TTL port.
 - b) Connect the RS-232C port to the PC RS-232 port.
 - c) Running a hyper terminal program on the PC, send ASCII characters to the TTL-232-33P converter from one PC port, and check that the characters are received at the same PC port. This tests that the transmit and receive functions of the TTL-232-33P unit is working properly.

Using two TTL-232-33P units:

1. Check that all connections comply with the connection diagrams.
2. Perform a loop back test on two units:
 - a) Connect the two TTL ports. Connect TTL IN to TTL OUT and TTL OUT to TTL IN.
 - b) Connect the two RS-232 ports to two PC RS-232 ports.
 - c) Running hyper terminal programs on both PCs, send ASCII characters to the TTL-232-33P converter from one PC port, and check that the characters are received at the 2nd PC port. Repeat the test in the opposite direction. This tests that the transmit and receive functions of both TTL-232-33P units are working properly.

APPLICATIONS:

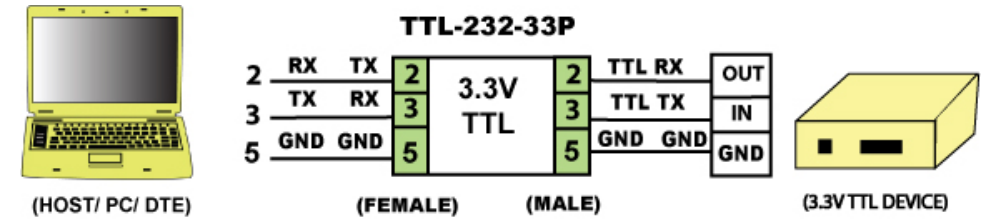


FIGURE 1: CONNECTING THE RS-232 PORT TO A 3.3V TTL DEVICE